

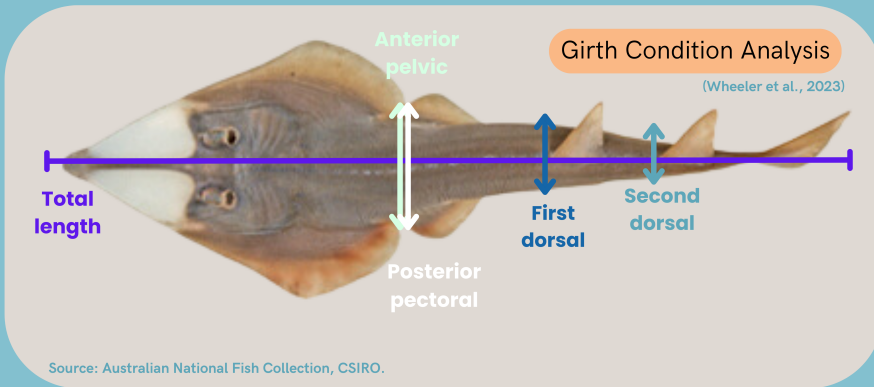
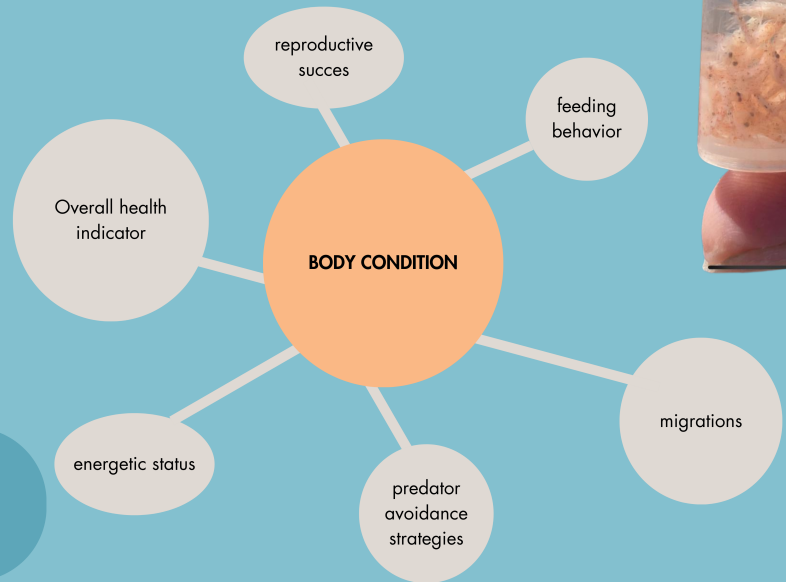
DIGGING DEEPER: LINKING DIET AND BODY CONDITION IN JUVENILE GIANT SHOVELNOSE RAYS



Background

- *Glaucostegus typus*
- Benthic invert feeder
- Globally: Critically Endangered
- Lucinda, QLD...nursery?

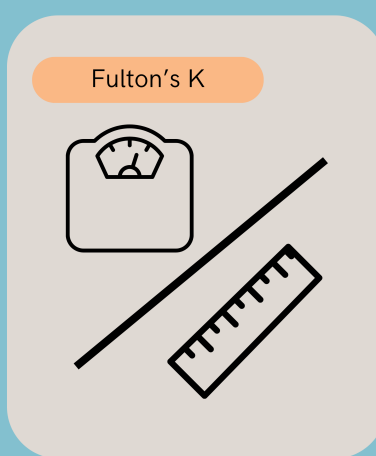
Methods



Questions

How does the diet of juvenile giant shovelnose rays relate to body condition?

Can girth condition analysis be used on giant shovelnose rays?



Advised by Prof Marcus Sheaves & Dr. Ana Barbosa Martins

ALIAH BANCHIK



Contact info

